


Grounded Stylus for Field Computers


This stylus allows the touchscreen to work in cold conditions while gloves are being worn. It works on several field computer models.

1. On 7" tablets, remove the connector cover by pulling it down, then gently pulling the curved rubber retainers out of the holes where they are seated. *Note: Keep this connector cover for future use.*
4. Loop the stylus cable around the hand strap to keep it from pulling free of the power input jack during use.




For other field computers, pull the connector cover down to access the power input jack.

2. On 7" tablets, insert the new connector cover. There is no replacement for other models.



3. Insert the stylus connector into the power input jack.



Note: If your hand strap does not have a holder for this stylus, you can purchase one from your sales representative.