

# geode™









## GNS3 Receiver Quick Start Guide



A) **MCX ANTENNA PORT**

B) **USB TYPE-C PORT**

C) **LED FUNCTION**

		GPS/DGPS Fix
		Bluetooth
		Charging
		Power

**LIGHT OFF**

**FLASHING LIGHT**

**SOLID LIGHT**

No 3D GNSS  
position

3D GNSS position

Corrected position

No connection

N/A

Connected

No external power  
applied

Slow = charging  
Fast = power fault

Fully charged

Unit off

Battery low

Powered on

## USB CABLES

USB Type-C to Type-C – Recommended for use as primary charging cable. Use when device is powered ON and charging at same time.

USB 3.0 A to Type-C – Legacy Cable; for charging when receiver is powered OFF.

## HARDWARE RESET

This device has a hardware reset function. To operate, press and hold the power button:

Soft Reset – Press and hold 5 seconds; release when the green LED flashes slowly. This will reset all messages to the default state and clear the almanac.

Factory Reset – Press and hold 15 seconds; release when the green LED flashes fast. This will reset all messages to the default state, clear the almanac, ephemeris, and real-time clock.



**Geode Connect™ for iPhone®, iPad®, Android™, Windows PC, and is available on the App Store®, Google Play, and [www.junipersys.com/support/geode/downloads](http://www.junipersys.com/support/geode/downloads).**

Geode and Geode Connect are trademarks of Juniper Systems, Inc. iPhone and iPad are trademarks of Apple Inc., registered in the U.S. and other countries and regions. App Store is a service mark of Apple Inc. Android, Google Play, and the Google Play logo are trademarks of Google LLC. Windows is a trademark of Microsoft Corporation. Bluetooth is a trademark of Bluetooth SIG, Inc.

Use of the Made for Apple badge means that an accessory has been designed to connect specifically to the Apple product(s) identified in the badge, and has been certified by the developer to meet Apple performance standards. Apple is not responsible for the operation of this device or its compliance with safety and regulatory standards.



### CHARGE BATTERY

Four to six hours before first use



### DOWNLOAD THE GEODE USER MANUAL

[www.junipersys.com/support/geode/documentation](http://www.junipersys.com/support/geode/documentation)